

SDC6-335 (6V 335Ah)

Specification

Nominal Voltage	6V	
Nominal Capacity(20 Hr)	335Ah	
Dimension	Length	295±1mm(11.62 inches)
	Width	178±1mm(7.01 inches)
	Containeriner Height	346±1mm(13.62 inches)
	Total Height (With terminal)	365±1mm(14.37 inches)
Approx Weight	Approx46.30kgs(102.07 lbs)	
Design life	12 years	
Terminal	DT	
Container Material	ABS	
Rated Capacity	335.0Ah/16.75A	(20hr, 1.75V/Cell, 25 °C/77°F)
	305.0Ah/30.50A	(10hr, 1.80V/Cell, 25 °C/77°F)
	266.4Ah/53.28A	(5hr, 1.75V/Cell, 25 °C/77°F)
	186.4Ah/186.4A	(1hr, 1.60V/Cell, 25 °C/77°F)
Max. Discharge Current	2000A(5s)	
Internal Resistance	Appro≤2.3mΩ	
Operating Temp. Range	Discharge: -20 °C~50 °C	
	Charge: -20 °C~50 °C	
	Storage: -20 °C~50 °C	
Nominal Operating Temp. Range	25±3 °C(77±5°F)	
Cycle Use	Initial Charging Current Less than 55.8 A. Voltage 7.2V-7.45V at 25 °C(77°F) Temp. Coefficient-20mV/C	
	Standby Use	
Capacity affected by Temperature	40 °C(104°F)	102%
	25 °C(77°F)	100%
	0 °C(32°F)	85%
Self Discharge	SDC series batteries may be stored for up to 6 months at25 °C(77°F) and then a freshening charge is required. For higher temperatures the time interval will be shorter.	



Application

- ♦ All purpose
- ♦ Uninterruptable Power Supply(UPS)
- ♦ Electric Power System(EPS)
- ♦ Emergency backup power supply
- ♦ Emergency light
- ♦ Railway signal
- ♦ Aircraft signal
- ♦ Alarm and securitysystem
- ♦ Electronic apparatus & equipment
- ♦ Communication power supply
- ♦ DC power supply
- ♦ Auto controlsystem

Constant Current Discharge (Amperes) at 25 °C (77F)

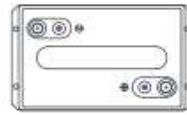
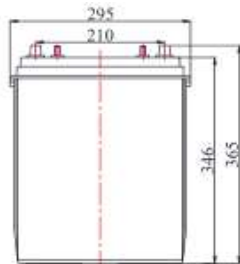
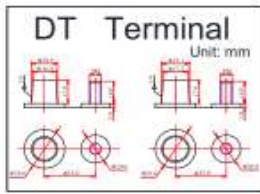
F.V/Time	15 min	30 min	45 min	1h	2h	3h	5h	8h	10h	20h	100h
1.60V	431.48	273.42	202.53	186.40	118.39	83.18	56.36	37.20	33.19	17.77	4.02
1.67V	423.70	270.47	198.80	182.68	115.96	81.48	55.31	36.55	32.51	17.43	3.96
1.70V	415.52	265.37	195.00	179.28	113.93	80.10	54.25	35.82	31.83	17.09	3.85
1.75V	407.66	260.26	191.27	175.88	111.59	78.41	53.28	35.18	31.49	16.75	3.79
1.80V	392.13	250.33	184.01	169.25	107.25	75.41	51.31	33.83	30.50	16.59	3.72

Constant Power Discharge (Watts) at at 25 °C (77F)

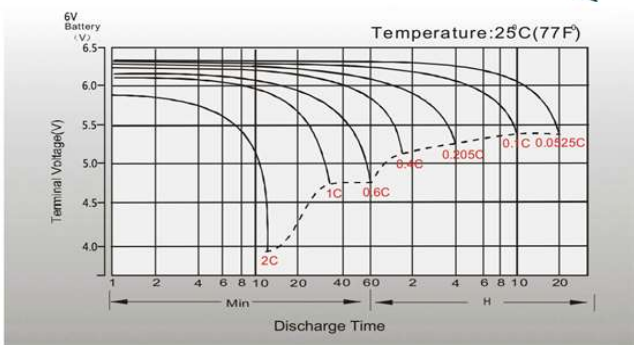
F.V/Time	15 min	30 min	45 min	1h	2h	3h	5h	8h	10h	20h	100h
1.60V	830.46	530.39	389.97	389.97	227.35	159.58	108.65	71.45	64.02	34.65	7.74
1.67V	815.16	520.59	382.44	351.31	223.22	156.90	106.62	70.39	62.65	33.92	7.57
1.70V	799.85	510.71	375.31	344.51	219.17	153.83	104.52	69.01	61.67	33.67	7.44
1.75V	784.54	500.83	368.18	338.03	214.72	150.75	102.49	67.64	60.30	33.18	7.31
1.80V	754.73	481.98	354.22	325.10	206.76	145.15	98.87	65.04	58.01	32.16	7.17

SDC6-335 (6V 335Ah)

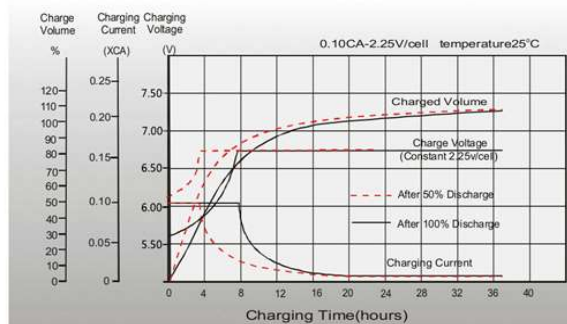
Dimensions



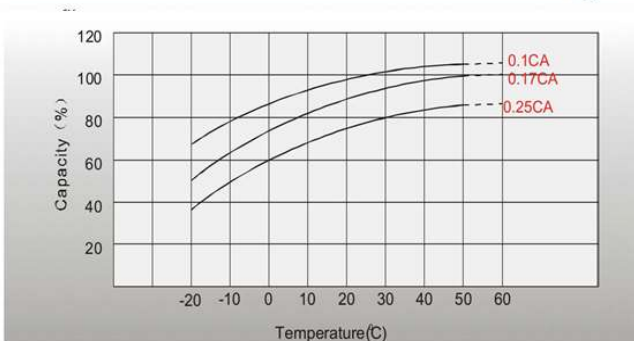
Discharge Characteristics



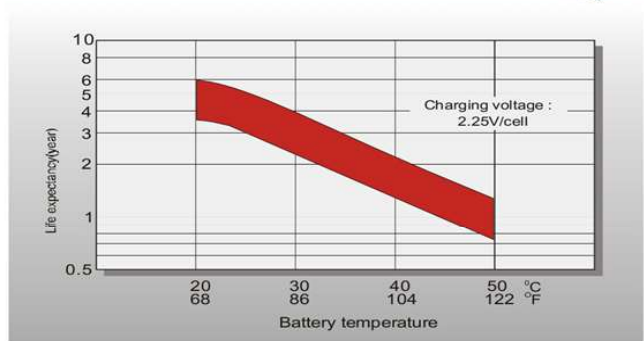
Float Charging Characteristics



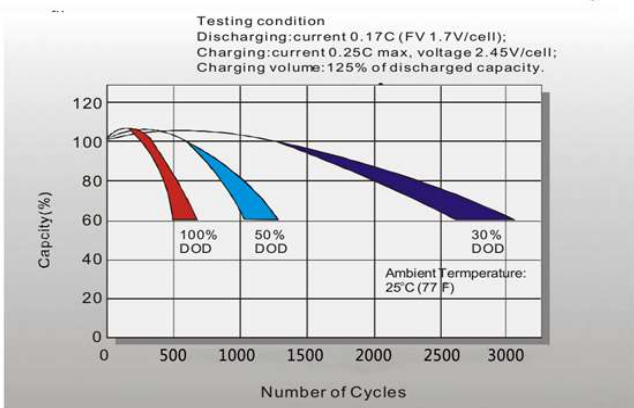
Temperature Effects in Relation to Battery Capacity



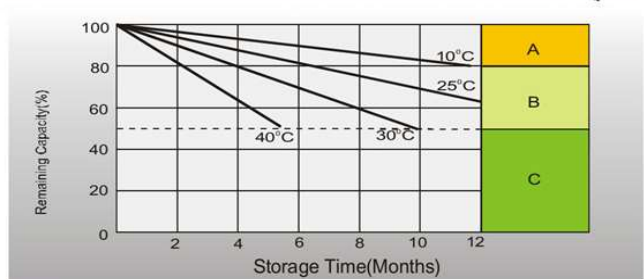
Effect of Temperature on Long Term Float Life



Cycle life in Relation to Depth of Discharge



Self-discharge Characteristics



- A** No supplementary charge required.
(Carry out supplementary charge before use if 100% capacity is required.)
- B** Supplementary charge required before use. Optional charging way as below:
1. Charged for above 3 days at limited current 0.25CA and constant voltage 2.25V/cell.
2. Charged for above 20 hours at limited current 0.25CA and constant voltage 2.45V/cell.
3. Charged for 8-10 hours at limited current 0.05CA.
- C** Supplementary charge may often fail to recover the capacity.
The battery should never be left standing till this is reached.

Specifications subject to change without prior notice.